

Inland Empire

Overview: The Gallup Student Poll measures hope, engagement, entrepreneurial aspiration, and career/financial literacy. SIATech administered the poll in Fall 2015 along with more than 800,000 other high school students nationwide.

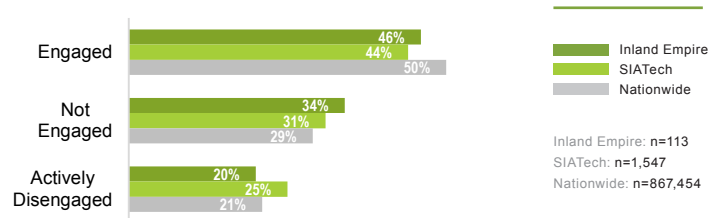
SIATech students frequently give higher responses than student responses in the nationwide sample. The poll reflects the many ways SIATech provides an excellent educational environment for its students.

ENGAGEMENT

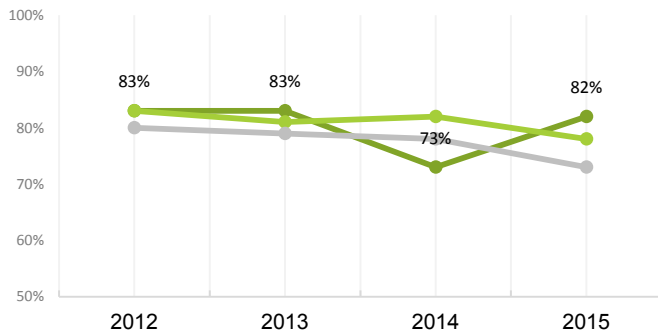
The involvement and enthusiasm for school. According to Gallup, engagement scores separate high performing from low-performing schools.

In 2015-2016, 46% of SIATech Inland Empire students were engaged in school.

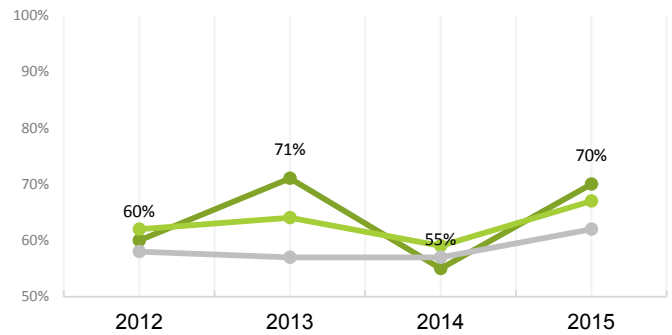
More than 70% of SIATech Inland Empire students agreed or strongly agreed to the following engagement indicators: schoolwork is considered important (82%), school is safe (76%), receipt of praise for school work (70%), learned something interesting at school (74%), adults at school care (64%), and that a teacher makes them excited about the future (77%).



My teachers make me feel my schoolwork is important.
Percent who agree or strongly agree



In the last seven days, someone has told me I have done good work at school.
Percent who agree or strongly agree

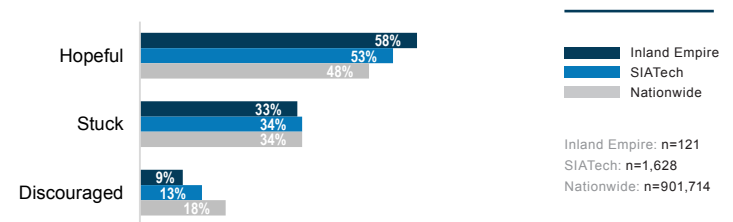


HOPE

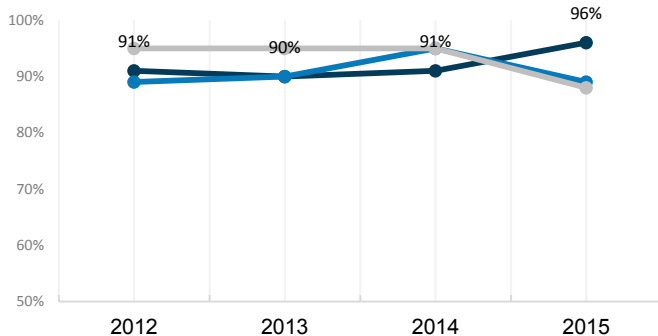
The ideas and energy we have for the future. Hope drives attendance, credits earned, and high school GPA, and is a predictor of college GPA and retention.

The majority of SIATech Inland Empire students were hopeful (58%) in 2015-2016.

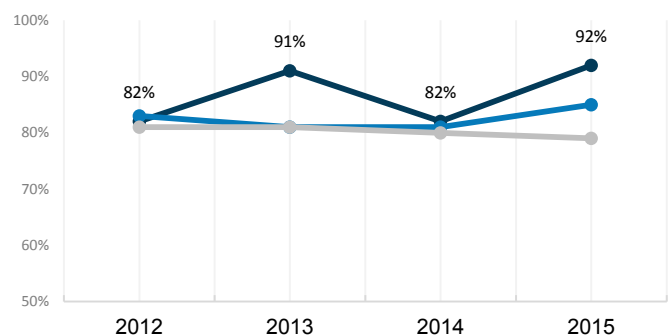
More than 80% of SIATech Inland Empire students agreed or strongly agreed to the following hope indicators: confidence in graduation (91%), having a great future ahead (96%), capacity to get good grades (85%), having set goals (92%) and post-graduation job outlook (95%).



I know I will find a good job in the future.
Percent who agree or strongly agree



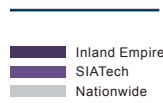
I have many goals.
Percent who agree or strongly agree



ENTREPRENEURIAL ASPIRATION

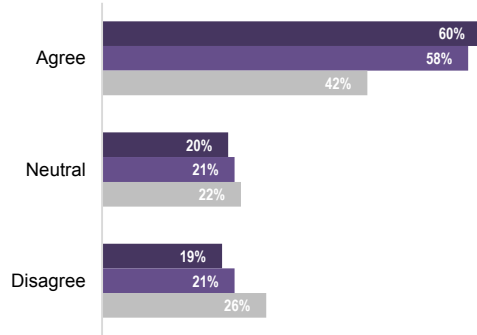
Entrepreneurial aspiration is the talent and energy for building businesses that survive, thrive, and employ others. According to Gallup, by identifying and nurturing students' innate entrepreneurial talent, educators can empower the next generation of innovators to spur and sustain long-term economic energy.

The majority of SIATech Inland Empire students plan to start their own business (60%) and many students felt they are learning what they need to start and run a business while at SIATech (45%). Many students believe they will invent something that changes the world (41%).

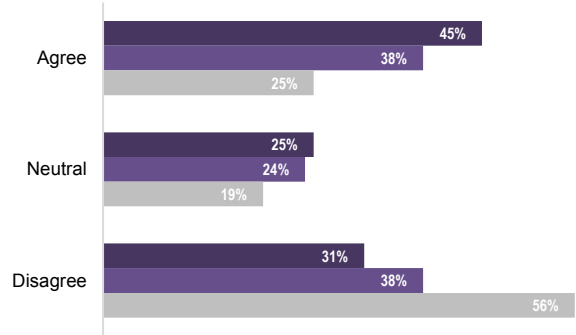


Inland Empire: n=102
 SIATech: n=1,271
 Nationwide: n=684,180

I plan to start my own business.



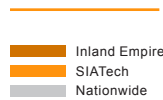
I am learning how to start and run a business.



CAREER/FINANCIAL LITERACY

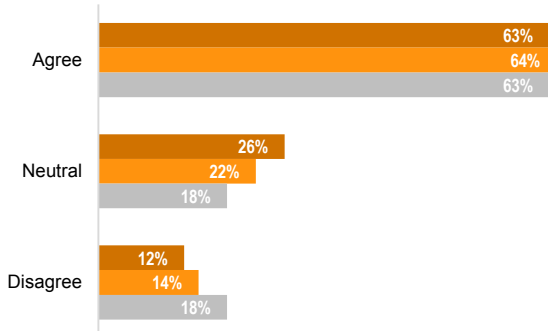
Career / financial literacy includes the information, attitudes, and behaviors that students need to practice for healthy participation in the economy. Wise economic choices can contribute to a thriving life.

The majority of SIATech Inland Empire students expressed that they are learning how to save and spend money (63%), and many students have an extracurricular activity (57%).

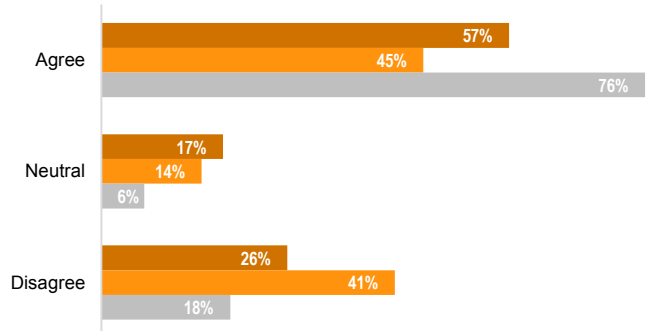


Inland Empire: n=121
 SIATech: n=1,543
 Nationwide: n=817,732

I am learning how to save and spend money.



I am involved in at least one activity, such as a club, music, sports, or volunteering.



GALLUP STUDENT POLL METHODOLOGY AND LIMITATIONS OF POLLING

The annual Gallup Student Poll is offered at no cost for U.S. schools and districts in the United States. The online poll is completed by a convenience sample of schools and districts each fall. Schools participating in the annual Gallup Student Poll are not randomly selected and are neither charged nor given any incentives beyond receipt of school-specific data. Participation rates vary by school. The poll is conducted during a designated survey period and available during school hours Monday through Friday only. The Gallup Student Poll is administered to students in grades 5 through 12. The primary application of the Gallup Student Poll is as a measure of non-cognitive metrics with links to student success in academic and other youth development settings. The overall data from the annual administration of the Gallup Student Poll may not reflect responses from a nationally representative sample of students, and the overall data are not statistically weighted to reflect the U.S. student population; thereby, overall data and scorecards should be used cautiously by local schools and districts as a data comparison. School and district data and scorecards provide meaningful data for local comparisons and may inform strategic initiatives and programming, though the results are not generalizable beyond the universe of the participating school or district.

